



Appendix C: Emergency Exits and Equipment




1. First Aid Kit (Left side shown, addt'l kit on right side)
2. Cabin Door Window Emergency Release Handle
3. Fire Extinguisher (Right Side Only)
4. Crew Door Jettison Handle (Right side shown, left side same loc.)
5. Crew Seat Emergency Recline Handle.

Appendix F-1: Emergency Shut Down Procedure



1. FIRST, On Pilot's Collective, Press Engine Idle Stop Release Button while Turning Throttle Counter Clockwise, PAST Idle.
2. SECOND, On center console (just left of collective) Turn Fuel OFF.
3. THIRD, On Overhead Console (Fwd rt side) Turn Main Battery OFF.

Appendix F-2 Emergency Shut Down Procedure



1. PRESS ENGINE IDLE STOP RELEASE BUTTON WHILE TURNING THE THROTTLE COUNTER-CLOCKWISE.

(THROTTLE)



2. SHUT OFF FUEL.
(Center Console, just left of the throttle)



3. SHUT OFF BATTERY.
(Overhead console, right, forward corner.)